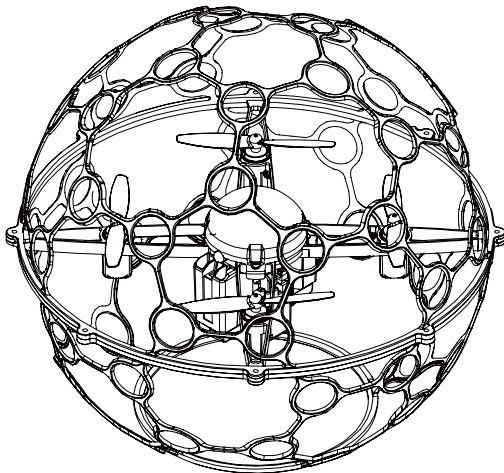


Evolution

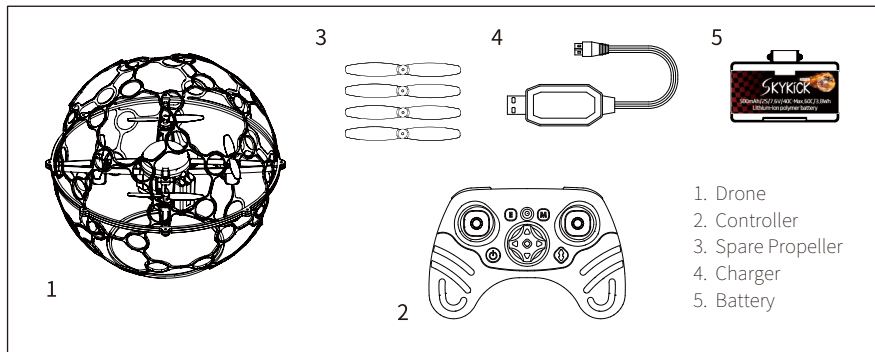
SKYKICK

User Guide

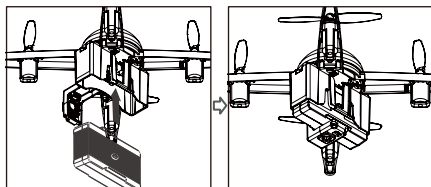
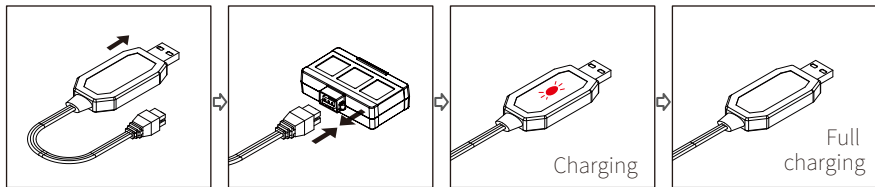


1. Preparation

1.1 CONTENTS



1.2 BATTERY & CHARGING

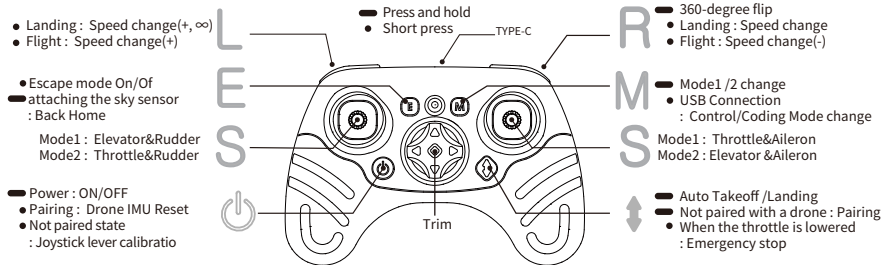


1.3 SPECIFICATION

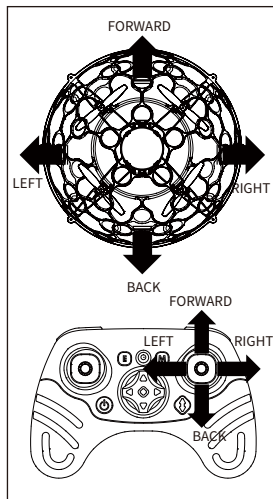
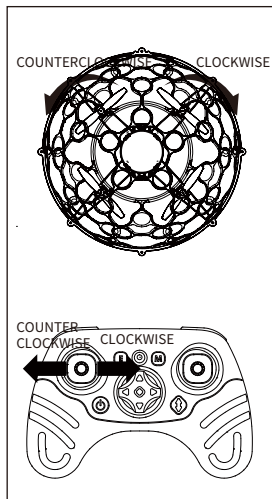
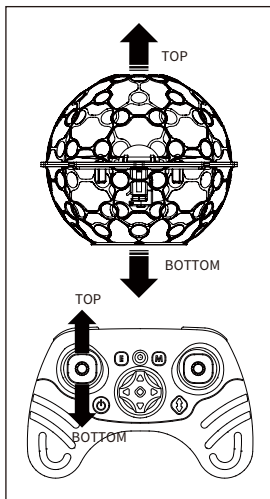
Length	200mm
Height	180mm
Weight	about 100g (Batteries included)
Flying Time	about 6 min (May vary depending on flight conditions)
Battery	500mAh / 2S / 7.6V / 40C

2. Flight

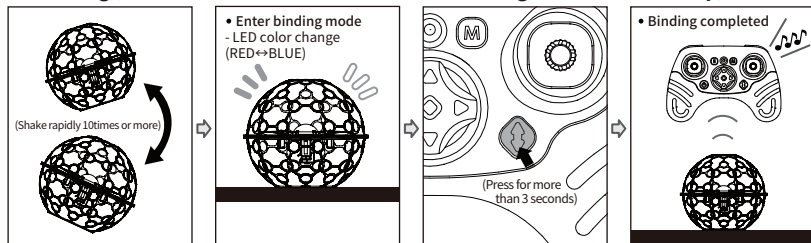
2.1 CONTROLS (MODE2)



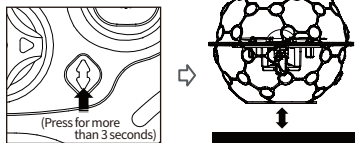
*Controls and feature descriptions are based on Mode2



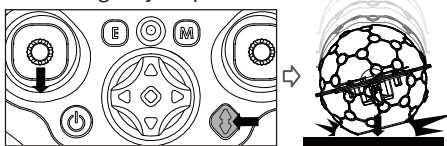
2.1 Binding (works within 30seconds after connecting the drone's battery)



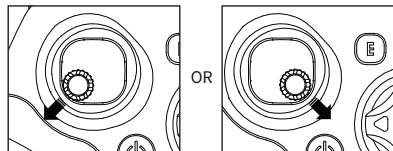
2.2 Auto Takeoff /Landing



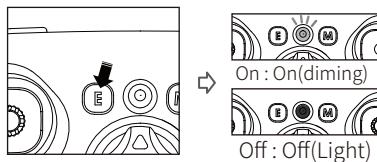
2.3 Emergency stop



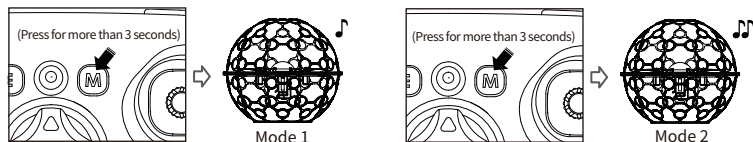
2.4 Motor start & stop (operates in landing state)



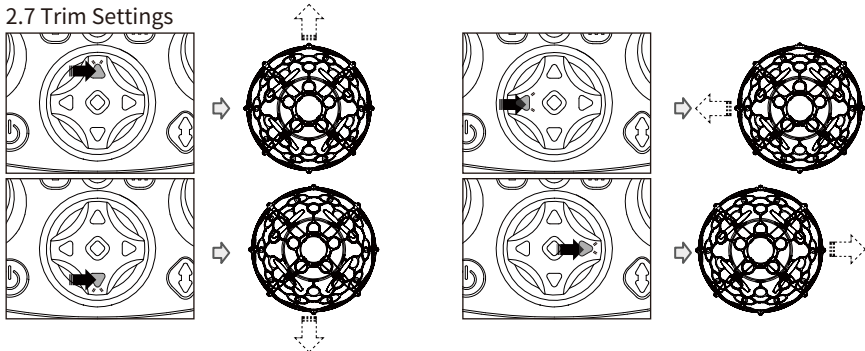
2.5 Escape mode



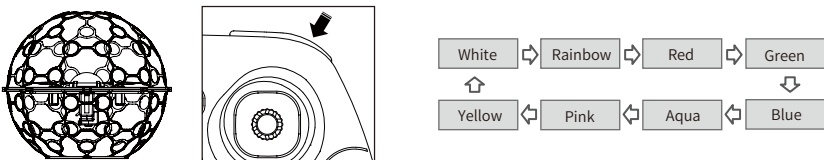
2.6 Mode 1 / 2 change (Can be changed in landed state)



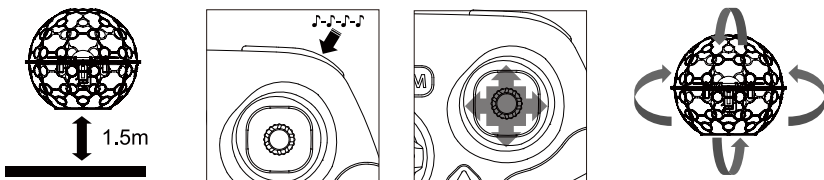
2.7 Trim Settings



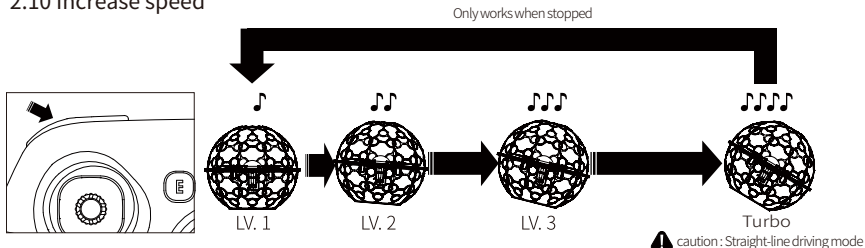
2.8 Change the color of the drone LED (can be changed in the landing state)



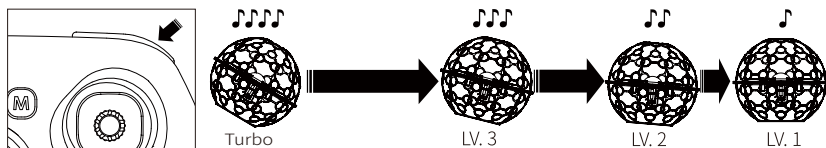
2.9 360-degree flip (works with battery levels above 50%)



2.10 Increase speed



2.11 speed reduction(in flight)



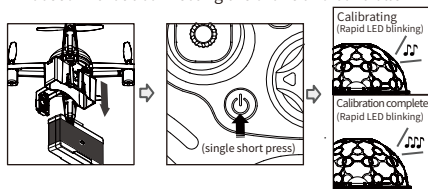
2.12 Sensor Reset

*Proceed if the drone is unable to hover or maneuver normally



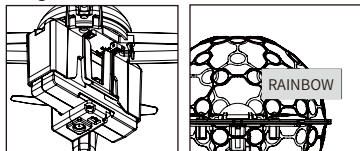
2.13 Controller Lever Calibration

*Proceed without connecting the drone and controller


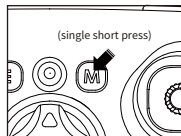
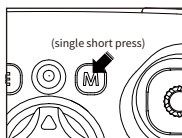
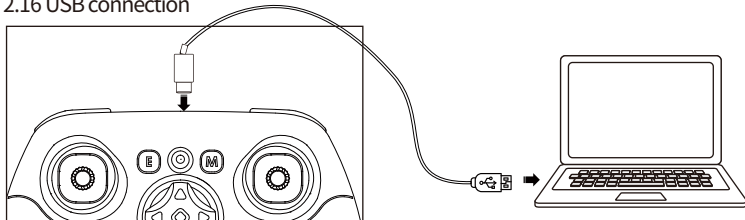


2.14 SKY Sensor connection

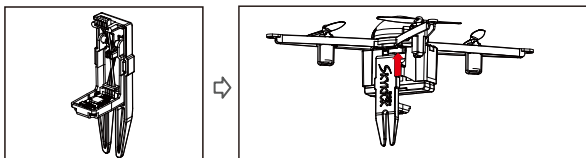
When the connection is successful, the LED briefly changes to a rainbow color.



2.16 USB connection

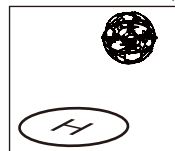
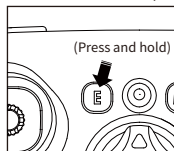


2.17 SKYSENSOR Connection



2.15 BackHome

It returns to the airspace around the initial takeoff point.



※ It does not return home to the exact location, and the margin of error increases with distance.

사용 시 주의사항 및 유지관리

- 실외 비행 전 조립을 충분히 숙지하고, 모든 지시사항과 주의사항을 반드시 따라주세요.
- 작은 부품으로 인한 질식 위험이 있습니다. 어린이와 애완동물의 손이 닿지 않는 곳에 보관해 주세요.
- 본 제품은 실외 비행 전용으로 사용하며, 사람이든 동물 근처에서는 회전하는 프로펠러를 주의해 주세요.
- 비행 중인 스카이크릭의 프로펠러는 사람이든 물체에 상해를 입힐 수 있습니다. 비행 중인 스카이크릭을 만지지 마십시오. 프로펠러가 완전히 멈출 때까지 기다린 후 스카이크릭을 조정하십시오.
- 기체와 배터리의 성능은 공기 밀도 및 온도 등의 환경 요인에 따라 달라질 수 있습니다.
- 영하 혹은 고온(40도 이상) 환경에서 비행할 때는 기체 및 배터리 성능이 저하될 우려가 있으므로 사용을 권장하지 않습니다.
- 사용환경에 따라 기체 이륙 시(약 10초) 고도 유지 기능이 정상적으로 작동되지 않을 수 있습니다.
- 사용자의 시야 안에서 비행하십시오.
- 본 제품의 구조를 임의로 변경하지 마세요.
- 리튬 폴리머 배터리를 사용합니다. 리튬폴리머 배터리 사용규정을 준수해 주세요.
- 비행이 끝나면 본체에서 배터리를 분리해주세요.
- 다른 전자기기가 자성이 있는 물체, 무선기기 등과 멀리 떨어뜨려 주세요.
- 배터리 충전 시 반드시 본사에서 제공하는 충전기를 사용하여주세요.
- 젖은 손이나 젖은 옷 등 온몸에 배터리를 만지지 마세요. 고장의 원인이 됩니다.
- 조종이 미숙한 어린이는 반드시 보호자의 지도하에 사용해 주세요.

배터리 주의사항

- 장시간 충전하지 마세요. 과충전의 원인이 됩니다.
- 반드시 제공된 충전기를 사용하여 충전하십시오.
- 절대로 배터리를 분해하지 마세요.
- 온도가 높은 환경 또는 가연성 물건 근처에서는 사용을 피해 주세요.
- 통풍이 잘되는 환경에서 충전해 주시고, 충전하는 동안에는 주의를 기울이세요.
- 배터리 충전 전 또는 운반 시 금속 물체와 함께 두지 마세요.
- 배터리를 가열하거나 불 속에 배터리를 넣지 마세요.
- 배터리를 사용하지 않을 때는 서늘하고 건조한 환경에서 배터리를 보관하십시오.

폐기를 처리 방법

- 해당 표시는 수명이 다 된 제품을 기타 생활폐기물과 함께 폐기해서는 안 된다는 것을 의미합니다. 폐기물의 무분별한 폐기는 환경에 피해를 줄 수 있으므로 폐기물 다 된 제품은 기타 폐기물과 분리하여 책임이 있는 방식으로 재활용하시기 바랍니다.
- 재활용 장소와 방법을 알아보려면 제품을 판매한 판매점이나 구청에 문의하여 주십시오.

품질보증서

보증조건에 대해서는 스카이크릭을 구매한 판매점의 판매약관을 참조하시기 바랍니다.

등록상표

CAMTIC, SKYKICK 브랜드와 로고는 CAMTIC사의 등록상표입니다.

본 안내서에 언급된 기타 모든 상표에 대한 소유권은 해당 소유자에게 있습니다.

사생활 침해에 대한 주의사항

허락 없이 특정인의 이미지를 촬영하고 배포하는 행위는 사생활 침해에 해당되므로 이에 대해 책임을 지야 할 수 있습니다. 특히 사람을 촬영하여 녹화된 영상을 보관하거나 인터넷에 배포하려는 경우 촬영하기 전에 반드시 허락을 받으십시오. 특정인의 명성 혹은 존엄성을 침해하거나 훼손할 수 있는 이미지는 배포하지 마십시오.

EN Precautions for Using Lighttroneand Maintenance

- Sufficiently learn the control techniques before flying the product. Make sure to follow all the instructions and precautionary procedures.
- Small components may pose a risk of choking. Keep them out of reach of children and pets.

- This product is for indoor use only, please be careful of the rotating propellers when flying in the vicinity of people or animals.
- In flight, the propellers of the Skykick can cause injury to people and property. Don't touch the Skykick while it's flying, wait until the propellers have completely stopped before handling the Skykick.
- It is recommended NOT to fly the product at below-zero or high temperatures (40 C or higher) as it may reduce the performance of the drone and battery.
- Depending on the environment, the function for maintaining altitude following take-off (approx. 10 seconds) may not work properly.
- Fly the product within the user's range of vision.
- Do not randomly change the structure of this product.
- Lithium polymer batteries must be used. Follow the rules for lithium polymer battery use.
- After a flight, remove the battery from the product.
- Keep the product at a safe distance from other electronic devices, magnetic objects or wireless equipment
- To charge the battery, make sure to use only the charger provided by CAMTIC
- Touching the battery with wet hands or using a wet object may result in product failure.
- Children who are not experienced in controlling the product must use the product under the guidance of an adult.

Precautions for Using the Battery

- Failure to comply with instructions may cause permanent damage to the battery or its surroundings, and may cause injury.
- Do not charge the battery for long periods. The battery may become overcharged.
- Make sure to charge the battery by using the enclosed charger.
- Do not disassemble the battery.
- Avoid using the battery in a hot environment or near combustible objects.
- Charge the battery in locations with good air ventilation and be mindful of it throughout the process.
- Do not store or transport the battery together with a metallic object.
- Do not heat the battery or place it in or near a fire.
- When not using the battery, store it in a cool, dry environment.

Recycling this product

- The symbol on this product and on its literature shows that at the end of its life, if it is not to be disposed of with household waste. The uncontrolled disposal of waste is harmful to the environment: please separate this from other types of waste and dispose of responsibly. Private individuals are invited to contact the retailer who sold them the product or to ask advice from their local authority to find out how and where it can be recycled.

Warranty

For the warranty conditions please refer to the retailer's General Conditions of Sale where you purchased your SKYKICK.

Registered Trademark

CAMTIC, SKYKICK and the CAMTIC logo are Trademark of CAMTIC. The ownership Rights for all other trademarks mentioned in this manual are held by their respective owners.

Notice regarding the right to privacy

Recording and distributing images of an individual without their consent could constitute a violation of their privacy, for which you may be held liable. Ask for permission before filming individuals, particularly if you want to keep your recordings and/or share them online. Do not distribute any degrading images or those that could undermine an individual's reputation or dignity.

 SKYKiCK Evolution